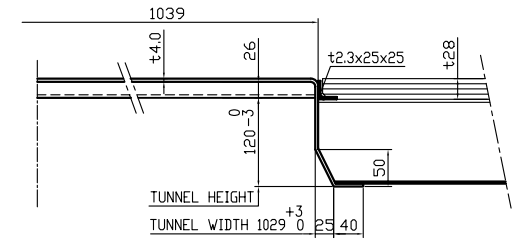
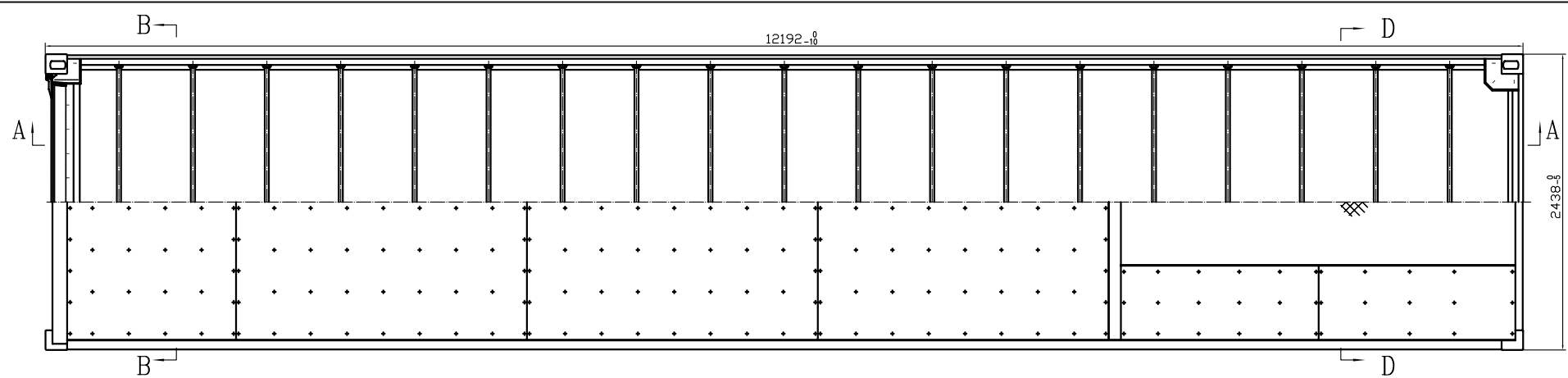
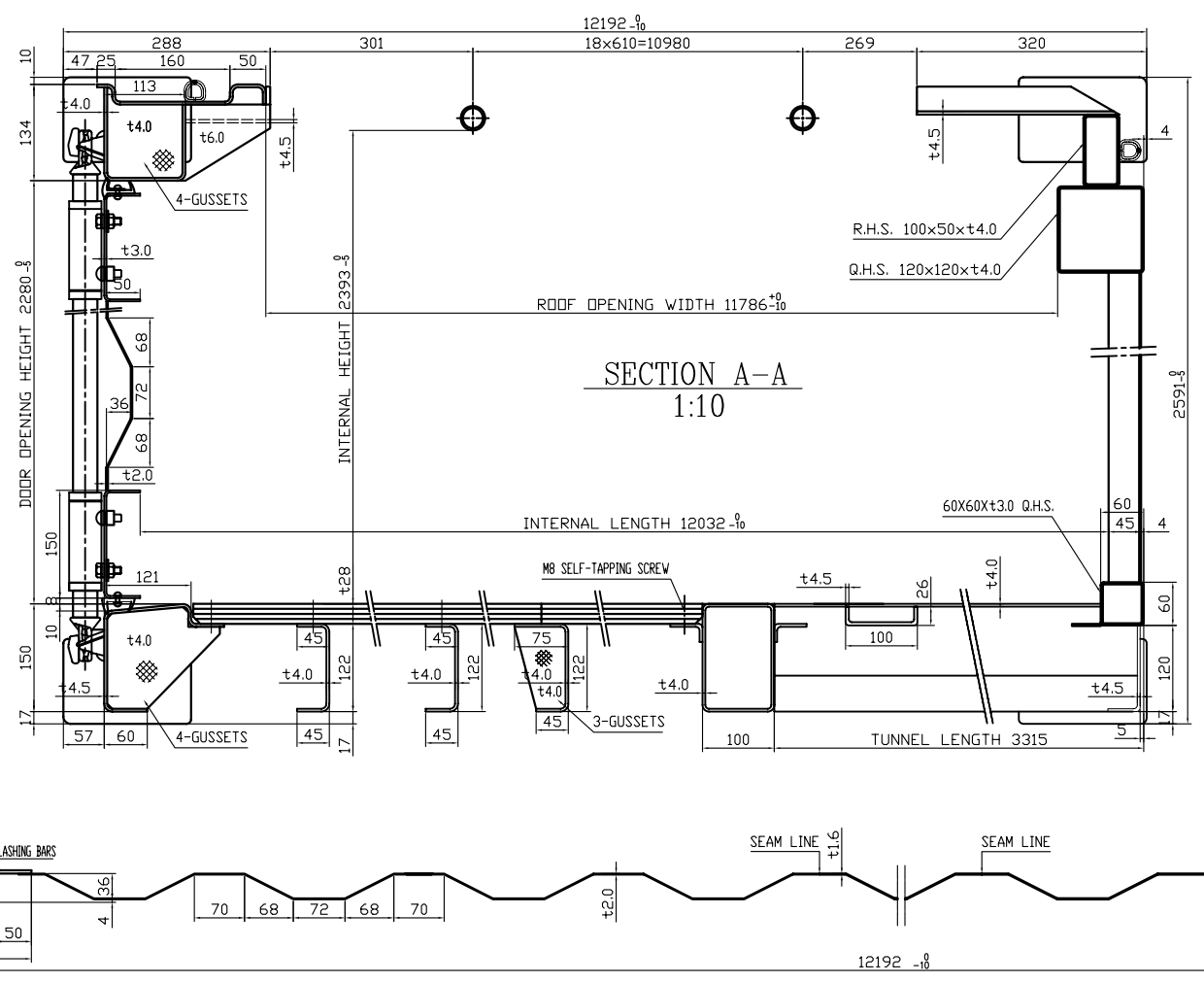
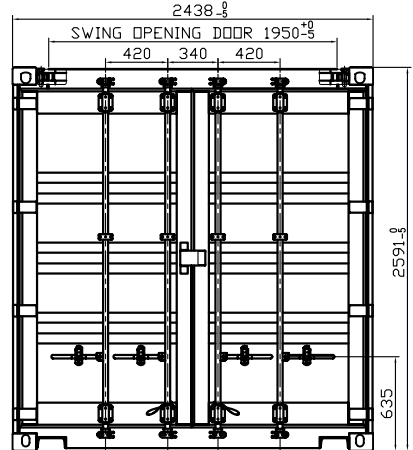
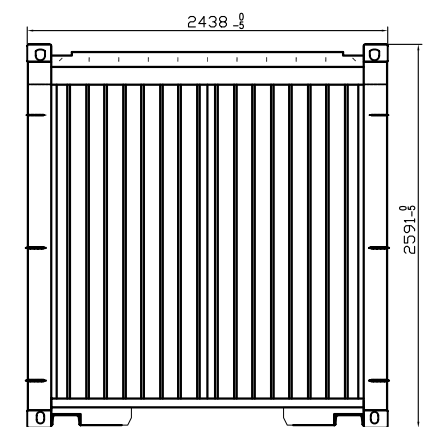
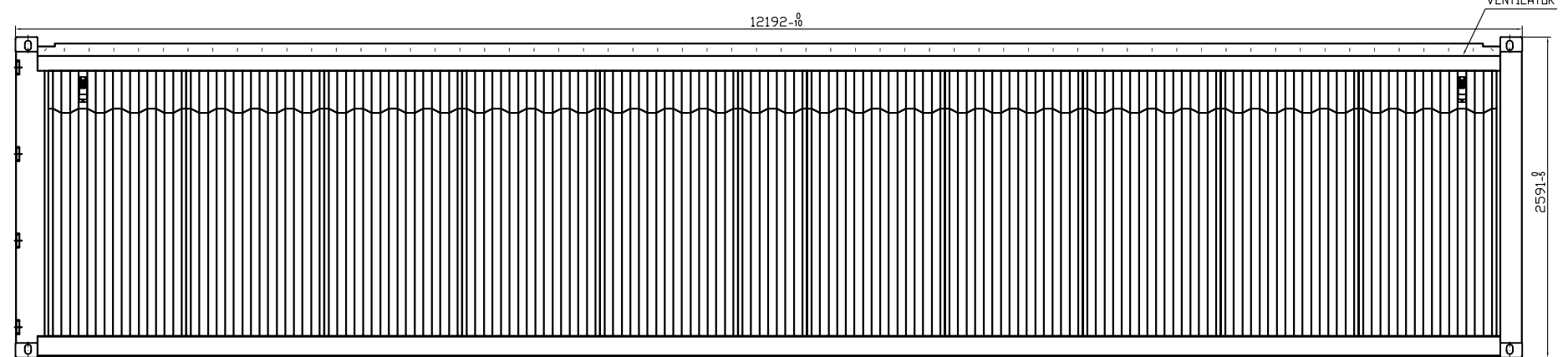
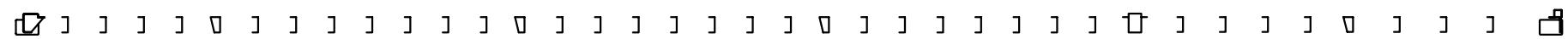


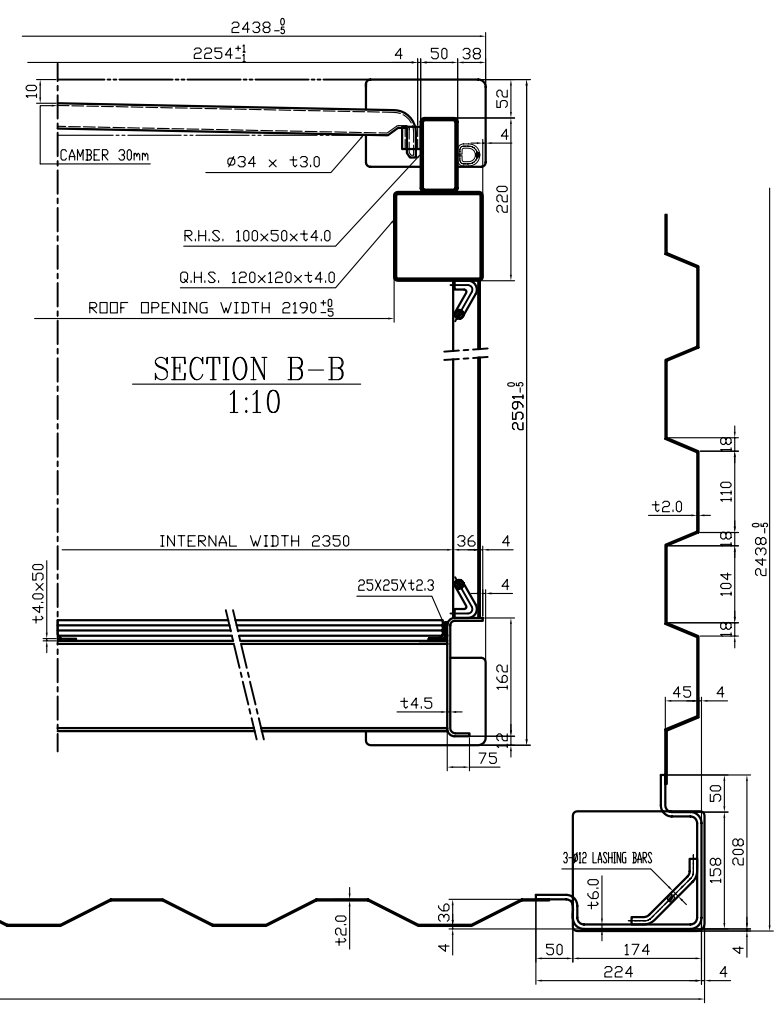
PART NAME		MATERIAL	REMARK
FRAME	SIDE RAIL	SPA-H	
	END RAIL	SPA-H	
	CORNER POST	SM50A/SPA-H	
	CROSS MEMBER	SPA-H	
PANEL	DOOR	SPA-H	
	ROOF	SPA-H	
	SIDE	SPA-H	
	FRONT	SPA-H	
	WOODEN FLOOR	APITONG/HARDWOOD	
DOOR LOCKING ROD ASS'Y		"SJ-66M"&"HH-EA/2" TYPE	



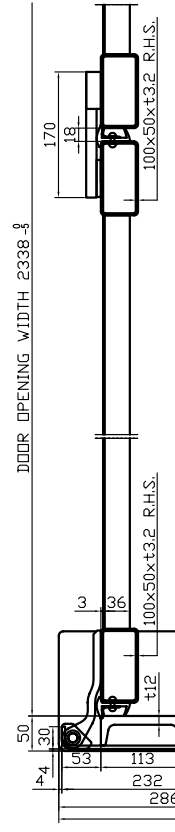
SECTION D-D
1:10



SECTION A-A
1:10



SECTION B-B
1:10



SECTION C-C
1:10

CLASSIFICATION		DIMENSION		
EXTERNAL	LENGTH	12,192	+0 -10mm	40' 0" +0 -3/8"
	WIDTH	2,438	+0 -5mm	8' 0" +0 -3/16"
	HEIGHT	2,591	+0 -5mm	8' 6" +0 -3/16"
INTERNAL	LENGTH	12,032	mm	39' 5 45/64"
	WIDTH	2,350	mm	7' 8 33/64"
	HEIGHT	2,393	mm	7' 10 3/32"
DOOR OPENING	WIDTH	2,338	mm	7' 8 1/16"
	HEIGHT	2,280	mm	7' 5 49/64"
INTERNAL CUBIC CAPACITY	67.7	CU.m	2,389	CU.ft
MAXIMUM GROSS WEIGHT	30,480	kg	67,200	lb
TARE WEIGHT	3,750	kg	8,270	lb
MAXIMUM PAYLOAD	26,730	kg	58,930	lb
STACKING TEST LOAD(PER POST)	86,400	kg	190,480	lb
FLOOR STRENGTH LOAD	7,260	kg	16,000	lb

DRAWING NO.	DESCRIPTION	REMARK
RXTC-41RKD-100	BASE ASSEMBLY	
RXTC-40RDX-200	DOOR ASSEMBLY	
RXTC-40RKD-300	ROOF ASSEMBLY	
RXTC-40RDX-400	SIDE ASSEMBLY	R/H:1 L/H:1
RXTC-40RDX-500	FRONT ASSEMBLY	
RXTC-40RKD-600	SWING HEADER & CORNER TROUGH	

TITLE: GENERAL ASSEMBLY				OWNER: ISO-1AA 40'x8'x8'6"	
总图				W(M) SCALE	
DATE	REV. FILE NO.	SIGNATURE	DATE	DRAWING NO.	REVISION
DESIGNED			APPROVED	RXTC-40RDX-000	
CHECKED			DATE	2011.03.22	

Shanghai Kaiming Logistics Equipment Co., Ltd.
上海凯明新通物流运输设备有限公司